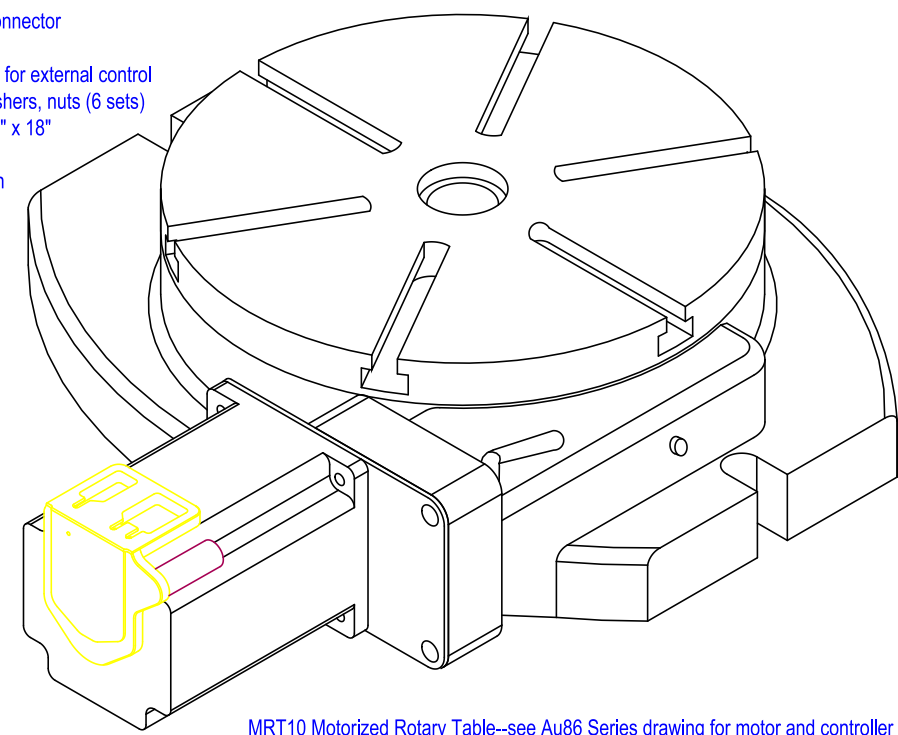


- Items included:
- PS24-90W power supply with connector
  - RS232 6' cable and connector
  - Au I/O 9 wire cable open ended, for external control
  - Table slot mounting screws, washers, nuts (6 sets)
  - Neorene splash guard, .06" x 12" x 18"
  - Table base mounting hardware
  - 2 Base locking levers, not shown



Moly-lubricant zerk for filling reservoir

Lever to engage/disengage worm gear, allows free-wheeling of table.

MRT10 Motorized Rotary Table--see Au86 Series drawing for motor and controller details. Unit shown has 5:1 gear drive and precision ground 90:1 worm gears, 450:1 total ratio, and virtually zero backlash.

Theoretical Torque is 12,000 in-lb, practical torque is 3,600 in-lb, more than enough to mill using a Ø1.00 cutter through steel. Top speed of 10,000 motor half-steps/sec gives 3.3 rpm. Straight drive of 90:1 (16 rpm) also available, see www.excitron.com website. Weight is 82 pounds, ships in 2 boxes.

Motor/Gearhead Assembly rotates 360° by loosening the two M5 set screws. Motor can be rotated for best controller and connector position, example:

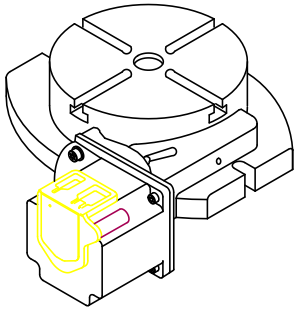
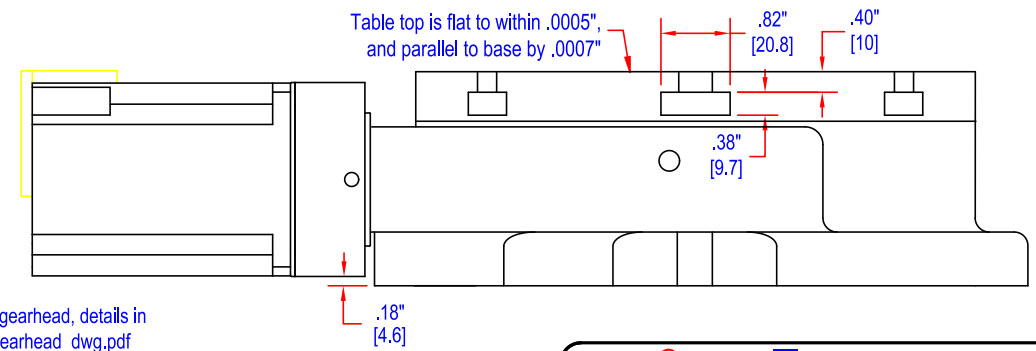
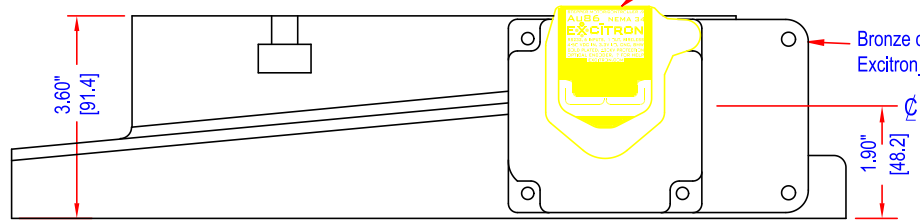


Table top is flat to within .0005", and parallel to base by .0007"



AuG86-118 Controller/encoder (controller/driver/encoder)

Bronze casting 5:1 gearhead, details in Excitron\_AuG86\_Gearhead\_dwg.pdf



**Warning**--keep fingers from rotating parts, injury may result. Suggest using the neoprene cover sheet when table is used for machining.

**EXCITRON**  
 info@excitron.com 303-859-9476  
**MRT10-86-118-450**  
 www.excitron.com ~25% 1/1 Rev. B