

Ø.706" x .46 deep bottom locating diameter [Ø18.0]

Ø6.296" table diameter [160.0]

4.920" [125.0]

.47" [12]

1" [25]

3.86" [98]

3.66" [93]

.47" [12]

.39" [10.0]

3.00" [76]

3.94" [100]

Ø.984" locating hole [Ø25.00] x .236" deep

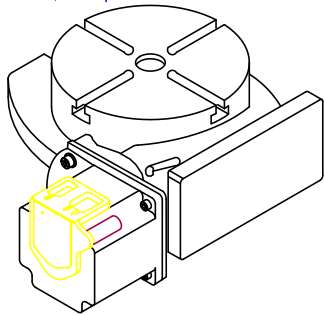
Ø.688" Morse #2 taper [Ø17.50]

8.8" [224]

1.720" [43.69]

1.32" [33.5]

Motor/Gearhead Assembly rotates 360° by loosening the two M5 set screws. Motor can be rotated for best controller and connector position, example:



Lever to engage/disengage worm gear, allows free-wheeling of table.

Au86 Controller/encoder (controller/driver/encoder)

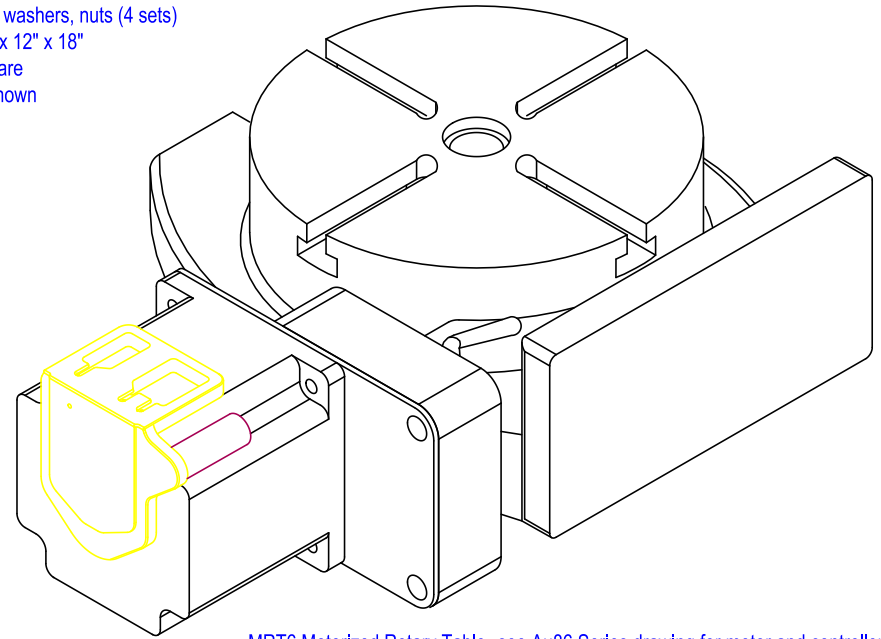
3.350" [85.09]

Bronze casting 5:1 gearhead, details in Excitron\_AuG86\_Gearhead\_dwg.pdf

1.90" [48.3]

Items included:

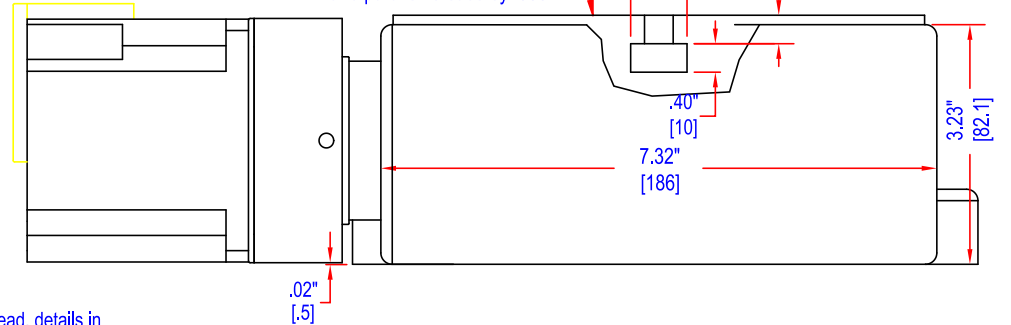
- PS20-90W power supply with connector
- RS232 6' cable and connector
- Au I/O 9 wire cable open ended, for external control
- Table slot mounting screws, washers, nuts (4 sets)
- Neorene splash guard, .06" x 12" x 18"
- Table base mounting hardware
- 2 Base locking levers, not shown



MRT6 Motorized Rotary Table--see Au86 Series drawing for motor and controller details. Unit shown has 5:1 gear drive and precision ground 90:1 worm gears, 450:1 total ratio, and virtually zero backlash.

Theoretical Torque is 6,000 in-lb, practical torque is 1,500 in-lb, more than enough to mill using a Ø.750 cutter through steel. Top speed of 9,000 motor half-steps/sec gives 3 rpm. Straight drive of 90:1 (15 rpm) also available, see www.excitron.com website. Weight is 49 pounds, ships in 2 boxes.

Table top is flat to within .0005", and parallel to base by .0007"



**EXCITRON**

info@excitron.com

303-859-9476

MRT6-86-80-450HV